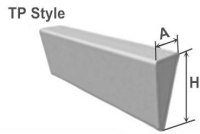
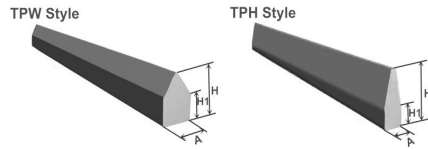




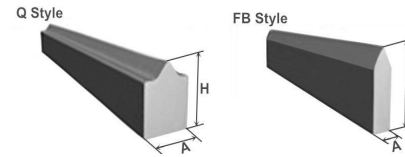
Profile Wire & Support Wire Specifications



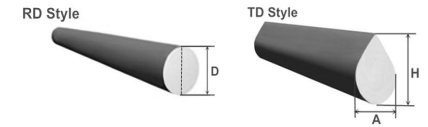
Profile Wire - TP Style



Profile Wire - TPW & TPH Style



Support Wire - Q & FB Style



Support Wire - RD & TD Style

Triangular profile wire TP style

Model	Width	Height	Angle
	A mm	H mm	α°
10 TP	1.00	2.00	10
15 TP	1.20	2.20	10
18 TP	1.50	2.50	13
20 TP	1.50	4.00	6.2
22 TP	1.80	3.70	10
24 TP	2.20	3.80	11
28 TP	2.20	4.50	10
30 TP	2.35	4.00	12
34 TP	2.80	5.00	11.5
42 TP	3.40	6.50	11.5

Triangular profile with wear head TPW style

Model	Width	Height	
	A mm	H mm	H1 mm
34 TPW	2.20	5.50	3.50
42 TPW	2.80	6.50	4.00
50 TPW	3.40	7.50	5.00

Triangular profile with wear head TPH style

Model	Width	Height	
	A mm	H mm	H1 mm
6 TPH	5.00	7.00	1.60
8 TPH	6.80	9.40	2.20
10 TPH	8.50	11.50	2.70

Wedge wire Q style

Model	Width	Height
	A mm	H mm
Q 25	2	3
Q 35	3	5
Q 55	4	8

Flat bar FB style

Model	Width	Height
	A mm	H mm
FB 210	2	10
FB 315	3	15
FB 325	3	25

Round rod wire RD style

Model	Diameter	
	mm	inch
RD 30	3.00	0.118"
RD 45	4.50	0.177"
RD 63	6.35	0.250"

Tear-drop shaped TD style

Model	Width	Height
	A mm	H mm
TD 45	3.80	5.60
TD 56	5.00	6.50